

# Love Letters to the Sea

## OBJECTIVES:

- Have fun creating poetic yet persuasive letters & envelopes in support of Ocean protection!
- Letters will be delivered into the hands & hearts of leaders, dignitaries & change makers.
- This activity provides a great opportunity to discuss marine ecosystems, clever word play, art skills, political workings & activism.

## SUPPLIES:

### LOVE LETTERS

(60min)

- Rough draft paper or workbook
- Parchment paper, recycled or more unique than copier white.
- Pencils-rough draft
- Pens-final letter




## SUPPLIES:

### HANDMADE ENVELOPE

(45-60min)

*Visit a creative re-use store for supplies*

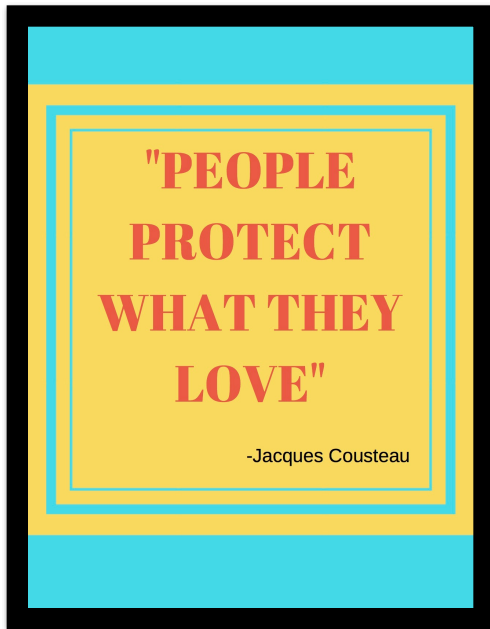
- Paper
  - old sailing charts or maps
  - reused brown table paper
- Envelopes, different shaped ol' envelopes
- Ocean creature images, local marine biology/ ecology if applicable (How to draw books are great!)
- Glue sticks
- Scissors
- Sharpies (black & color if available)
- Pencils/erasers
- Watercolors
- Watercolor brushes
- Water cups



# CLASS DISCUSSION: (PREP FOR LETTER WRITING)

***"If you were a voice for the Ocean & its inhabitants what would you ask leaders, dignitaries & change makers for assistance with?"***

- Ban bags/straws/styrofoam
- Alternative energy solutions
- Sustainable seafood choices
- Funding for education
- Habit changes (bring containers/bags)
- Climate Change
- End dolphin & whale captivity
- Preservation of habitats/species
- Beach clean up efforts



## BRAINSTORM- (SKETCHBOOKS)

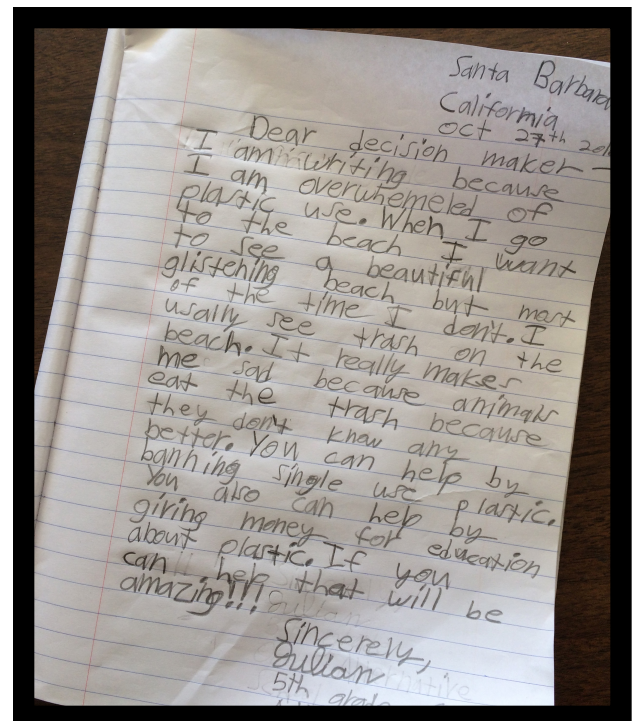
- How to clearly state the "problem" & possible solutions, alternatives etc.
- Opportunity for vocabulary & Introduction to: political dynamics, scientific facts & art activism.
- Discuss who to send the letter to: local businesses, policy makers, government officials, advocacy groups, etc.
- Explore Artists & Songwriters that inspire activism & protection.
- Poetry, ***How does the Ocean makes you feel?*** What you see, smell, hear & dream of while there.
- Read poems aloud, listen to songs, have lines of poems or lyrics printed for reference.

## THE ART OF THE ASK-

- Add humor, poetics, facts & personal stories.
- Associate/relate through storytelling-human to human. Using persuasive yet polite language to evoke emotion.

## LETTER WRITING-

- 1) Add date & location (City & State)
- 2) Opening salutation: To whom it make concern, Dear decision maker...
- 3) Introduce yourself & explain purpose of writing.
- 4) Below your signature add your title (6th grade student at Santa Barbara Middle School)
- 5) Include your school's email or mailing address if you are requesting a reply.



## WHY?

- Why you are writing (praises &/or concerns)?
- What solutions are you in support of?
- Best to keep it simple & stick to one topic.
- Add facts & statistics to help reinforce your letter.



## MAKE ENVELOPE PATTERNS

- Take your collected envelopes & open them up along the 2 glued seam lines. (A knife can be helpful for slicing open the seams).
- Mark which direction is up, plus where to fold & glue.



## SEND TO:

Take it further!

Deliver **Love Letters to the Sea** to your local government representatives, advocacy agencies or businesses & restaurants.

Or: Jean-Michel Cousteau  
**Love Letters to the Sea**  
**Ocean Futures Society**  
513 De La Vina St.  
Santa Barbara, CA 93101  
USA



## TRACE, CUT, FOLD & A LIL' GLUE.

- Trace this envelope upon the paper or map you choose. Taking note of what will be up.
- Cut out along the traced lines.
- Fold flaps inward, a ruler can help.
- Glue the two seam lines. seams
- \* It's helpful to show the students the pocket it creates when glued only along the 2 seams.

## ART THEM UP!

- Pass around Ocean images & how to draw sea animal images to inspire.
- Include local marine biology/ecology if applicable.
- Have class share interesting facts on ocean animals!
- Decorate envelopes with sea animals, clever plays on words, slogans for change, or artistic expressions of Ocean themes.
- Pencil animal sketches & possible designs onto envelopes & letter.
- Trace over sketch with sharpies, add watercolors & creative touches!

Please send us, **Love Letters to the Sea**, to add to our growing gallery & to be delivered by our Ambassadors!

\*send copies or originals, with envelopes unsealed.

# INFORMATION & INSPIRATION:

Single-use plastic, such as the plastic used for water bottles, shopping bags, and packaging, is designed to be used for minutes or hours, yet can persist in the environment for hundreds of years. Plastic has been accumulating in the world's oceans since the 1950's with studies showing marine litter is now 60-80% plastic.

- Experts have estimated that: There are 5.25 trillion plastic pieces floating in the sea.
- By the year 2050 there will be more plastic than fish in the ocean, and 99% of seabirds will have ingested plastic.
- 500 million plastic straws are used daily in America alone, enough to fill 127 school buses each day.
- 1 million plastic bottles are bought around the world every minute.
- 500 billion single-use plastic bags are used by shoppers each year worldwide.



*"When these sails go up, mountains fade  
away stars come out, I'm finally free  
It's only the ocean and me."*

*-Jack Johnson, Only the Ocean*

*"You may say I'm a dreamer, but I'm not the  
only one. I hope someday you'll join us and  
the world will live as one."*

*-John Lennon, Imagine*

*"The ocean stirs the heart, inspires the  
imagination and brings eternal joy to the  
soul."* -Robert Wyland, Marine Life Artist

*"The waves of the sea help me get back to  
me."* -Jill Davis, Writer

*"No water, no life. No blue, no green."*  
-Sylvia Earle, Oceanographer

*"The sea, once it casts its spell, holds one in  
its net of wonder forever."*

*-Jacques Cousteau, Oceanographer*





# **RESOURCES:**

## **Ocean Education:**

- NOAA: [www.noaa.gov/educational-resources](http://www.noaa.gov/educational-resources)
- Ocean Futures Society: [www.oceanfutures.org](http://www.oceanfutures.org)
- Nat Geo Ocean Education: [www.nationalgeographic.org/education/programs/oceans-education](http://www.nationalgeographic.org/education/programs/oceans-education)

## **Marine Debris Curriculum & Lesson Plans:**

- Washed Ashore Integrated Arts Curriculum- [www.washedashore.org/iamdc](http://www.washedashore.org/iamdc)
- Monterey Bay Aquarium: [www.montereybayaquarium.org/education](http://www.montereybayaquarium.org/education)
- NOAA: [www.marinedebris.noaa.gov/activities-and-curricula](http://www.marinedebris.noaa.gov/activities-and-curricula)
- Art Explorium - Creative Reuse Projects: [www.artexplorium.org/educator-resources](http://www.artexplorium.org/educator-resources)

## **Plastic Free Policy Change & Action Campaigns:**

- UN Clean Seas - Break Up with Plastics campaign: [www.cleanseas.org](http://www.cleanseas.org)
- Surfrider Rise above Plastics Toolkit: [www.surfrider.org/programs/rise-above-plastics](http://www.surfrider.org/programs/rise-above-plastics)
- Surfrider Ocean Friendly Restaurants: [www.surfrider.org/programs/ocean-friendly-restaurants](http://www.surfrider.org/programs/ocean-friendly-restaurants)
- 5 Gyres "Nix the 6" Foam Free Action Campaign: [www.5gyres.org/styrofoam](http://www.5gyres.org/styrofoam)
- The Last Plastic Straw Campaign: [www.thelastplasticstraw.org](http://www.thelastplasticstraw.org)
- Lonely Whale Foundation - Strawless Ocean: [www.strawlessocean.org/lonelywhale](http://www.strawlessocean.org/lonelywhale)
- One Less Straw Campaign- <https://onelessstraw.org>
- Break Free From Plastic Movement: [www.breakfreefromplastic.org](http://www.breakfreefromplastic.org)

## **Ocean Events & Plastic Free Summits:**


- Algalita - POPS International Youth Summit: [www.algalita.org/youth-education](http://www.algalita.org/youth-education)
- Monterey Bay Aquarium - Ocean Plastic Pollution Summit for Teachers: [www.montereybayaquarium.org/education](http://www.montereybayaquarium.org/education)
- World Oceans Day - June 8th: [www.worldoceansday.org](http://www.worldoceansday.org)
- World Water Day - March 22: <http://worldwaterday.org>
- Plastic Free July: [www.plasticfreejuly.org](http://www.plasticfreejuly.org)
- Youth Ocean Conservation Summit : [www.youthoceanconservationsummit.weebly.com](http://www.youthoceanconservationsummit.weebly.com)
- International Coastal Cleanup Day (September): [www.oceanconservancy.org](http://www.oceanconservancy.org)
- Jr. Ocean Guardians - No Straw November: [www.jroceanguardians.org/no-straw-november](http://www.jroceanguardians.org/no-straw-november)

## **Plastic Free Tips & Resources:**

- Kokua Hawaii Foundation Plastic Free Resources: [www.kokuahawaiifoundation.org/pfh/resources](http://www.kokuahawaiifoundation.org/pfh/resources)
- Plastic Pollution Coalition - Plastic Free Guides: [www.plasticpollutioncoalition.org](http://www.plasticpollutioncoalition.org)
- Jack Johnson's Plastic Free Tips: [www.allatonce.org/plastic-free-top10](http://www.allatonce.org/plastic-free-top10)
- 100 Steps to a Plastic Free Life: <https://myplasticfreelife.com/plasticfreeguide>

## **Videos/Film:**

- The Smog of the Sea (Microplastics): [www.thesmogofthesea.com](http://www.thesmogofthesea.com)
- Story of Stuff Project: [www.storyofstuff.org/movies](http://www.storyofstuff.org/movies)
- Bag It: [www.bagitmovie.com](http://www.bagitmovie.com)
- Straws: [www.strawsfilm.com](http://www.strawsfilm.com)
- 5 Gyres Sea Change video: <https://vimeo.com/137277871>
- Mr. Eco videos (straw wars and more): <http://www.mreco.org>



*Funding & support for **Love Letters to the Sea** has been provided by the Johnson Ohana Foundation, founded by Kim and Jack Johnson to support environmental, art, and music education.*